





Super minds 3


U 3

Unit 4 and unit 5




- 1**  **WB p46** Look at the letters on the signs. Write the words.


Key: 2 bank, 3 market square, 4 tower, 5 library, 6 bus station, 7 car park, 8 sports centre

- 2**  **WB p46** Look and write the places.


Key: 2 tower, 3 car park, 4 market square, 5 bank, 6 sports centre

- 1**  **WB p47** Look and write. Use the words from the box.

Key: 2 opposite, 3 below, 4 above

- 2**  **WB p47** Look at the picture. Complete the sentences.

Key: 2 behind, 3 near, 4 below/under, 5 between, 6 above

- 1**  **WB p48** Read the song again. Then complete.

Key: 1 Opposite, 2 below, 3 Near, 4 In front of

- 1**  **WB p49** Put the words in order.

Key: 2 I'm going to the supermarket to buy some milk. 3 I'm going to my friend's house to play computer games. 4 I'm going to the park to ride my bike.

2 **WB p49** Look, read and write.

Key: 2 to listen to, 3 to get, 4 to play

1 **WB p50** Read the story
Up high again. Write the words.

Key: 2 dog, 3 near, 4 going, 5 high


2 **WB p50** Put the lines in order.

Key: 3, (1), 2, 4, 5


3   **WB p50** Read the story below. What can we learn from it? Draw 😊 or ☹️.

Key: 😊 It's often good to try out new ideas.

☹️ Never listen to others.

1  **015** **WB p51** Listen and write the missing words.
Then say with a friend.

Key: 1 No time to play. 2 Look, it's over there.

2  **016** **WB p51** Listen and write.

Key: 2 frog, 3 market, 4 park, 5 write, 6 Art, 7 hurry

1**018****WB p52**

Listen and draw lines. There is one example. **Exam skills**

Key: Ben – boy below the tree,
Christine – girl with the hat near
the bikes, Hannah – girl in front of
the tent on the right, Mike – boy
opposite Hannah, William – boy
behind the tent on the right, Olivia -
girl between the tents

1**WB p53**

Read the text and choose the best answer.

Exam skills

Key: 1 A, 2 C, 3 A, 4 B, 5 A, 6 C

1**WB p54**

Read and write the words.

Key: 2 lighthouse, 3 airport tower,
4 skyscraper

3**WB p55**


Look and match.

Key: 1 b, 2 c, 3 a

4**WB p55**

Read and tick ☒.

Key: 1 people can see the city.
2 lots of people can work there.
3 scientists can see the rainforest.

- 1**  **019** **WB p56** Put the dialogue in order. Then listen and check.

Key: 2, 6, 7, 4, (1), 3, 8, 5

- 1** **WB p57** Colour the bricks to make sentences. Write in the missing words.

Key: 2 We're going to the library to get a book. 3 He's going to the café to get a sandwich. 4 The museum is opposite the park. 5 The café is near the bus station.

- 1** **WB p58** Complete the words. Then look and match.

Key: 2 dolphin, d, 3 turtle, b, 4 octopus, f, 5 seal, h, 6 starfish, e, 7 shell, c, 8 anchor, g

- 2**  **WB p58** Read and write words from Activity 1.

Key: 2 octopus, 3 anchor, 4 shell

- 3** **WB p58** Read and write the words from the box.

Key: 2 love, 3 clever, 4 follow, 5 sure, 6 worry

- 1** **WB p59** Read and complete with *was*, *wasn't*, *were* or *weren't*.

Key: 2 were, 3 was, 4 wasn't, 5 were, 6 were, 7 were, 8 was, 9 was, 10 wasn't, 11 weren't

1   020 **WB p60**

Remember the song and complete the sentences. Then listen and check.

Key: 2 Crocorox, 3 turtle, 4 starfish

2 **WB p60** Read and complete the sentences.

Key: 2 they were, 3 they weren't, were long, 4 it was, 5 there were

1 **WB p61** Look and write questions or answers.

Key: 2 Was Charlotte at the (any place except library) at 3.30? 3 No, they weren't. 4 Were Lily and Ella at the gym at 7.45? 5 No, he wasn't.

2 **WB p61** Put the words in order to make questions. Then complete the answers.

Key: 2 Were you with John? No, I wasn't. 3 Was Emma helping her grandmother in the garden? No, she wasn't. 4 Were there lots of fish in the river? Yes, there were.

3 **WB p61** Complete the question. Then answer for you.

Key: were, Students' own answers

1 **WB p62** Read the story *The trap* again. Write *t* (true) or *f* (false).

Key: 2 f, 3 t, 4 f, 5 f, 6 t

2 **WB p62** Put the lines in order.

Key: 8, 4, (1), 2, 7, 5, 6, 3

3 **WB p62** Which pictures are these from the story? Look and write the picture number.

Key: a 3, b 1, c 5, d 7, e 2

1 **021** **WB p63** Listen and write the missing words. Then say with a friend.

Key: 1 It doesn't like you. 2 I can't open it.

2 **WB p63** Look and write s, sh or c.

Key: 2 sh, 3 s, 4 sh, 5 s, 6 sh, 7 s, 8 s, 9 s, sh, 10 c

1 **023** **WB p64** Listen to Kylie's story again and write.

Key: (North Island) New Zealand; (four big) dolphins; a great white shark; hundreds; to protect/help her

2 **WB p64** Write t (true) or f (false).

Key: 2 t, 3 f, 4 f, 5 t




- 3**   **WB p64** Read the story again and think. Colour the circles green for *yes* or red for *no*.


Key: Red: You should always be scared in the sea, Green: You should stay calm and think when in danger.

- 1** **WB p65** Look at the pictures and write the words.

Key: 2 falls in the sea, 3 can't swim, 4 dolphin comes, takes her to the beach, 5 dad feeds dolphin

- 2**  **WB p65** Write the story. Use the words from Activity 1 to help you.


Key: (sample answer) Elena and her dad are fishing. Elena is very happy. Suddenly, she falls in the sea. She shouts, 'I can't swim!' Then a dolphin comes and takes her to the beach. Elena's dad says, 'That dolphin helped you,' and he feeds the dolphin.

- 1**  **WB p66** Look and match the pictures to the happy or sad faces. Then complete the sentences.


Key: Pictures 2, 4 and 6 make me feel happy because the animals are safe, [student's own answer]. Pictures 1, 3 and 5 make me feel angry because [student's own answer].

- 2**  **WB p66** Look at the pictures of Paul in 1990 and today. Complete the sentences.


Key: In 1990: were, were, was;
Today: isn't, is, aren't, isn't

- 3**  **WB p67** Write the words or phrases in the correct column. Then add one more word or phrase to each column.


Key: Climate change: world getting hotter, floods, poles melting;
Pollution: plastic bags, big boats, sea creatures eat plastic

- 4**  **WB p67** Circle the correct words.

Key: 2 more, 3 Hot, 4 is turning white, 5 they 6 bad

- 1**  **WB p68** Match the questions with the answers.

Key: 2 f, 3 a, 4 e, 5 c, 6 d

- 2**  **WB p68** Read about Charlotte. Underline the mistakes. Then write the correct sentences.

Key: On Saturday afternoon Charlotte was at the cinema. She was with her dad. The film was very good. It was about a girl and a boy. In the evening, Charlotte wasn't at Ruby's birthday party.

1 **WB p68** Match the questions with the answers.

Key: 2 f, 3 a, 4 e, 5 c, 6 d

2 **WB p68** Read about Charlotte. Underline the mistakes. Then write the correct sentences.

Key: On Saturday afternoon Charlotte was at the cinema. She was with her dad. The film was very good. It was about a girl and a boy. In the evening, Charlotte wasn't at Ruby's birthday party.

1 **WB p69** Look and draw lines to make sentences.

Key: 2 The dolphin was in the sea.
3 Where was she at four o'clock?
4 Where was my bag? Under the table.

2 **WB p69** Read and think. Then write two more.

Key: Students add a dangerous sea creature, e.g. *stingray*, *lionfish*.

